

Luminaire Photograph



Light Output Ratio:	35.6%	
Luminaire Power:	13.48 W	
SHR Nominal:	0.00	Calculated using the TM5
SHR Maximum:	0.30	fine grid method.

C Range: 0 - 360DEG
C Interval: 30.0DEG
Test Speed: HIGH
Temperature: 25.3 °C
Operators: zoe
Test Date: 2023-6-9

Range: 0 - 180DEG
Interval: 1.0DEG
Test System: EVERFINE GO-SPEX500_V1 SYSTEM V2.00.461
Humidity: 65.0%
Test Distance: 3.160m [K=1.0000]
Remarks: LAMP: BXRE-30H1000-A-83 Ra: 97
LENS: HLTJ00281 HL-52 15R+SG-004
DRIVER: RISE DRIVER 350mA
30minutes warm-up

LUMINOUS INTENSITY DISTRIBUTION DIAGRAM

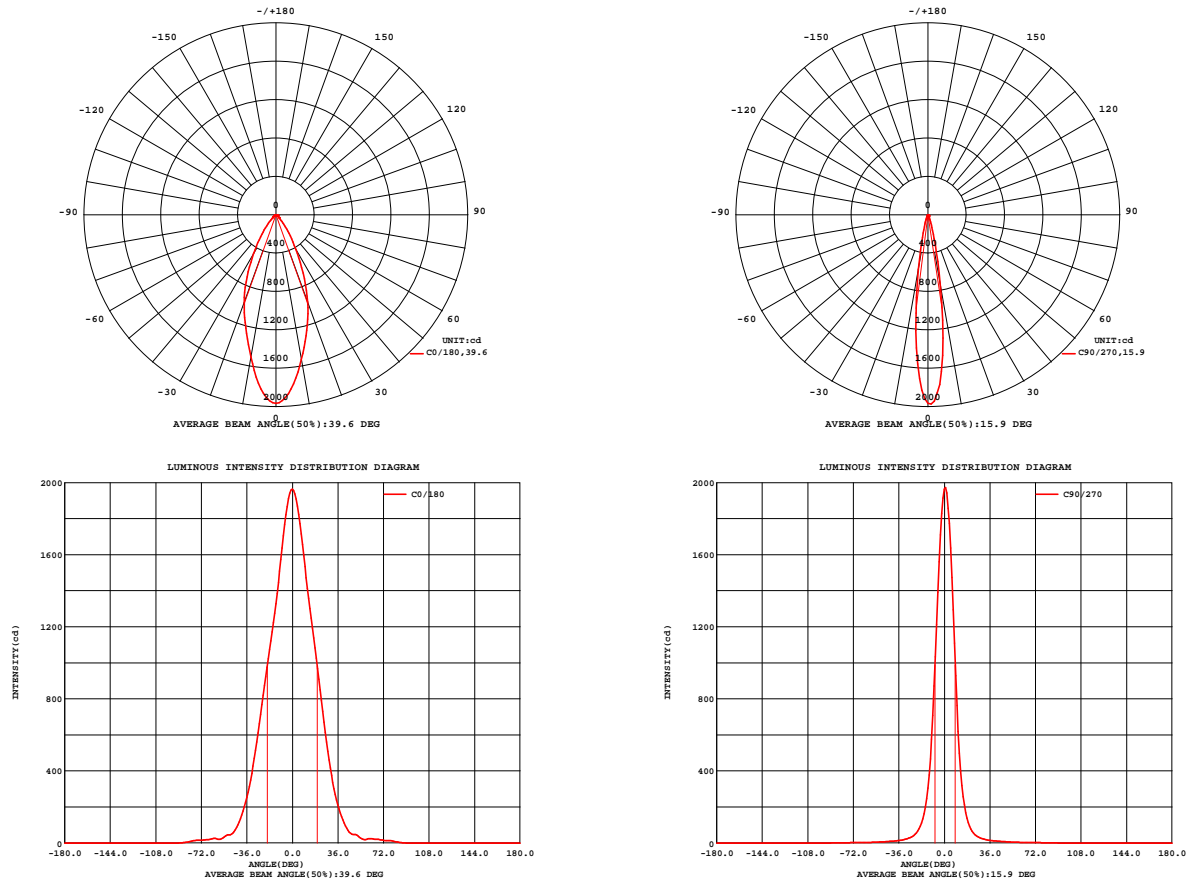


Fig. C0/C180

Fig. C90/C270

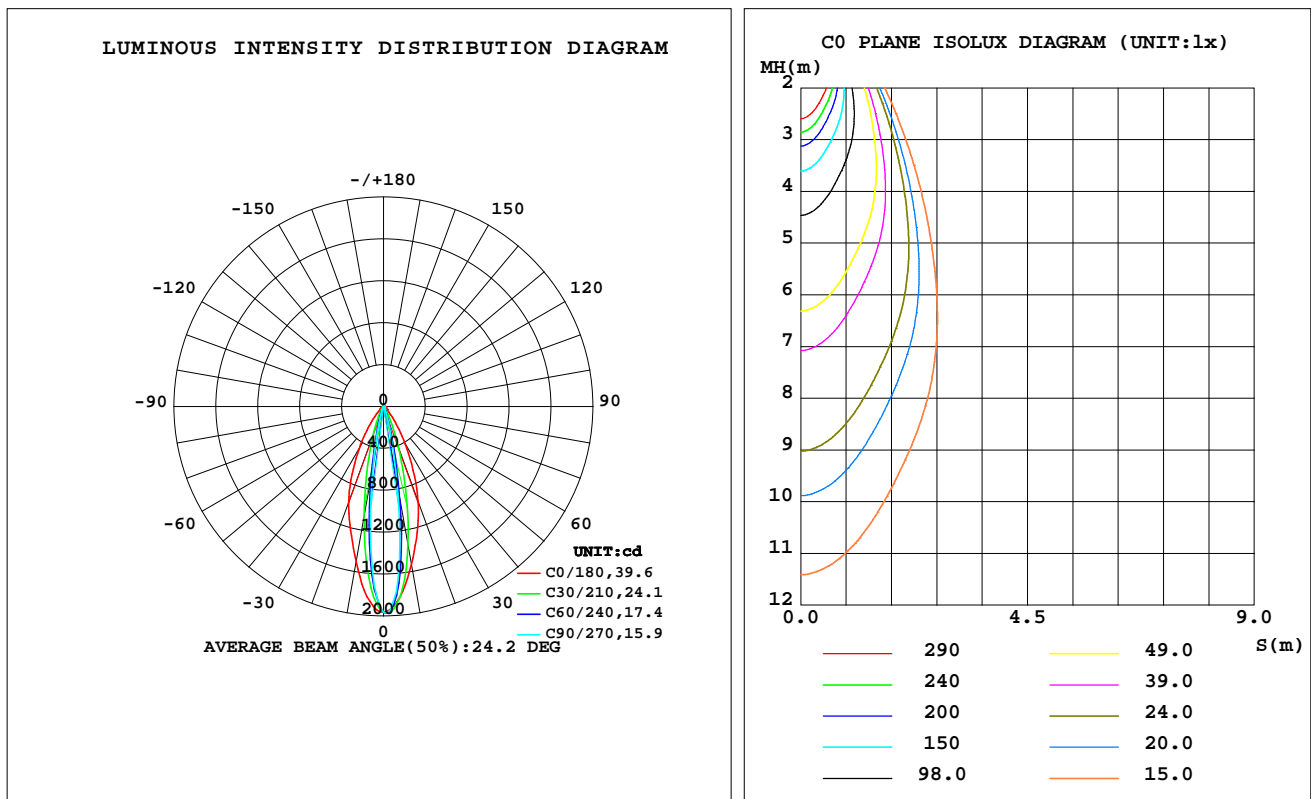
C Range: 0 - 360DEG
C Interval: 30.0DEG
Test Speed: HIGH
Temperature: 25.3 °C
Operators: zoe
Test Date: 2023-6-9

Range: 0 - 180DEG
Interval: 1.0DEG
Test System: EVERFINE GO-SPEX500_V1 SYSTEM V2.00.461
Humidity: 65.0%
Test Distance: 3.160m [K=1.0000]
Remarks: LAMP: BXRE-30H1000-A-83 Ra: 97
LENS: HLTJ00281 HL-52 15R+SG-004
DRIVER: RISE DRIVER 350mA
30minutes warm-up

LUMINAIRE PHOTOMETRIC TEST REPORT

Test:U:120.13V I:0.1138A P:13.475W PF:0.9840 Freq:59.98Hz Lamp Flux:1339.9x1 lm		
NAME: 2319.201Z-H3AM-350	TYPE:	WEIGHT:
SPEC.: 3000K	DIM.:	SERIAL No.: 2306090754
MFR.: RISE	SUR.: 0.002826m2	Shielding Angle:

DATA OF LAMP		PHOTOMETRIC DATA Eff: 35.36 lm/W			
MODEL	Brideglux	Imax(cd)	1974	S/MH(C0/180)	0.61
NOMINAL POWER(W)	13	LOR(%)	35.6	S/MH(C90/270)	0.25
RATED VOLTAGE(V)	120	TOTAL FLUX(lm)	476.53	UP,DN(C0-180)	0.0,18.5
NOMINAL FLUX(lm)	1339.9	CIE CLASS	DIRECT	UP,DN(C180-360)	0.0,17.1
LAMPS INSIDE	1	up(%)	0.0	CIBSE SHR NOM	0.00
TEST VOLTAGE(V)	120	down(%)	35.6	CIBSE SHR MAX	0.30



C Range: 0 - 360DEG
C Interval: 30.0DEG
Test Speed: HIGH
Temperature:25.3℃
Operators:zoe
Test Date:2023-6-9

Range: 0 - 180DEG
Interval: 1.0DEG
Test System:EVERFINE GO-SPEX500_V1 SYSTEM V2.00.461
Humidity:65.0%
Test Distance:3.160m [K=1.0000]
Remarks: LAMP:BXRE-30H1000-A-83 Ra:97
LENS: HLTJ00281 HL-52 15R+SG-004
DRIVER: RISE DRIVER 350mA
30minutes warm-up

ZONAL FLUX DIAGRAM

ZONAL FLUX DIAGRAM:

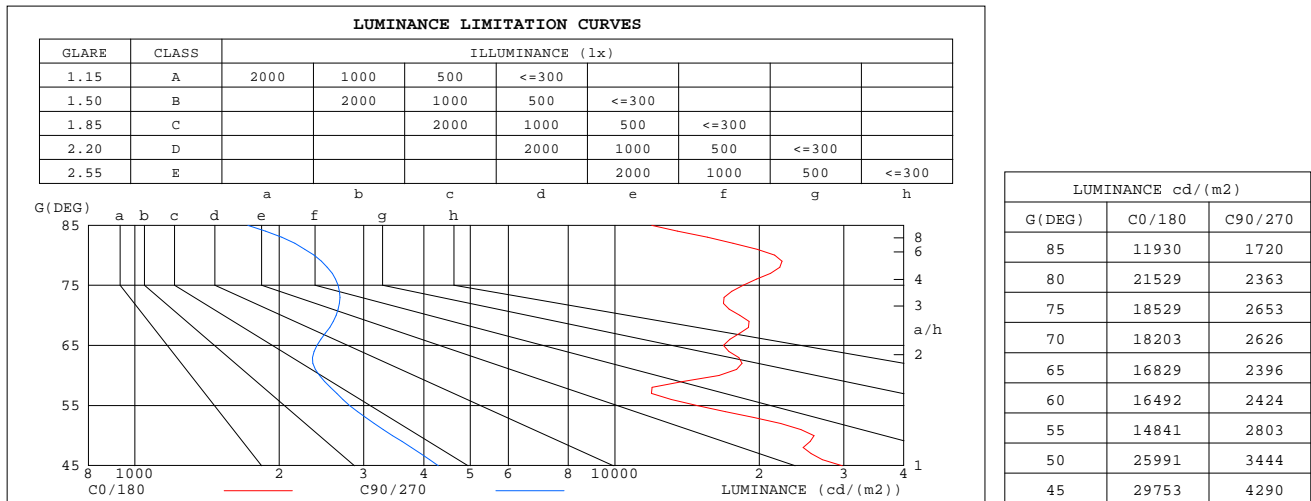
	C0	C45	C90	C135	C180	C225	C270	C315		zone	total	%lum,lamp
10	1533	1122	763.3	1086	1509	880.0	576.6	983.5	0- 10	137.9	137.9	28.9,10.3
20	967.3	272.3	93.71	273.5	973.6	198.0	79.39	249.0	10- 20	166.2	304.1	63.8,22.7
30	416.5	57.11	23.55	63.60	469.2	47.35	22.02	57.92	20- 30	93.58	397.7	83.4,29.7
40	128.7	17.00	11.41	18.79	155.1	15.45	10.57	17.50	30- 40	42.32	440.0	92.3,32.8
50	47.48	7.410	6.253	7.702	45.72	6.823	5.872	7.597	40- 50	16.50	456.5	95.8,34.1
60	23.44	4.985	3.424	4.993	24.59	4.436	3.190	4.782	50- 60	8.666	465.1	97.6,34.7
70	17.69	2.440	2.537	2.499	16.58	2.168	2.322	2.529	60- 70	6.200	471.3	98.9,35.2
80	10.62	1.281	1.159	1.245	9.822	1.049	0.9874	1.264	70- 80	4.094	475.4	99.8,35.5
90	0	0	0	0	0	0	0	0	80- 90	1.099	476.5	100,35.6
100	0	0	0	0	0	0	0	0	90-100	0	476.5	100,35.6
110	0	0	0	0	0	0	0	0	100-110	0	476.5	100,35.6
120	0	0	0	0	0	0	0	0	110-120	0	476.5	100,35.6
130	0	0	0	0	0	0	0	0	120-130	0	476.5	100,35.6
140	0	0	0	0	0	0	0	0	130-140	0	476.5	100,35.6
150	0	0	0	0	0	0	0	0	140-150	0	476.5	100,35.6
160	0	0	0	0	0	0	0	0	150-160	0	476.5	100,35.6
170	0	0	0	0	0	0	0	0	160-170	0	476.5	100,35.6
180	0	0	0	0	0	0	0	0	170-180	0	476.5	100,35.6
DEG	LUMINOUS INTENSITY:cd									UNIT:lm		

C Range: 0 - 360DEG
C Interval: 30.0DEG
Test Speed: HIGH
Temperature:25.3℃
Operators:zoe
Test Date:2023-6-9

Range: 0 - 180DEG
Interval: 1.0DEG
Test System:EVERFINE GO-SPEX500_V1 SYSTEM V2.00.461
Humidity:65.0%
Test Distance:3.160m [K=1.0000]
Remarks: LAMP:BXRE-30H1000-A-83 Ra:97
LENS: HLTJ00281 HL-52 15R+SG-004
DRIVER: RISE DRIVER 350mA
30minutes warm-up

LUMINANCE LIMITATION CURVES

Test:U:120.13V I:0.1138A P:13.475W PF:0.9840 Freq:59.98Hz Lamp Flux:1339.9x1 lm		
NAME: 2319.201Z-H3AM-350	TYPE:	WEIGHT:
SPEC.: 3000K	DIM.:	SERIAL No.: 2306090754
MFR.: RISE	SUR.: 0.002826m2	Shielding Angle:



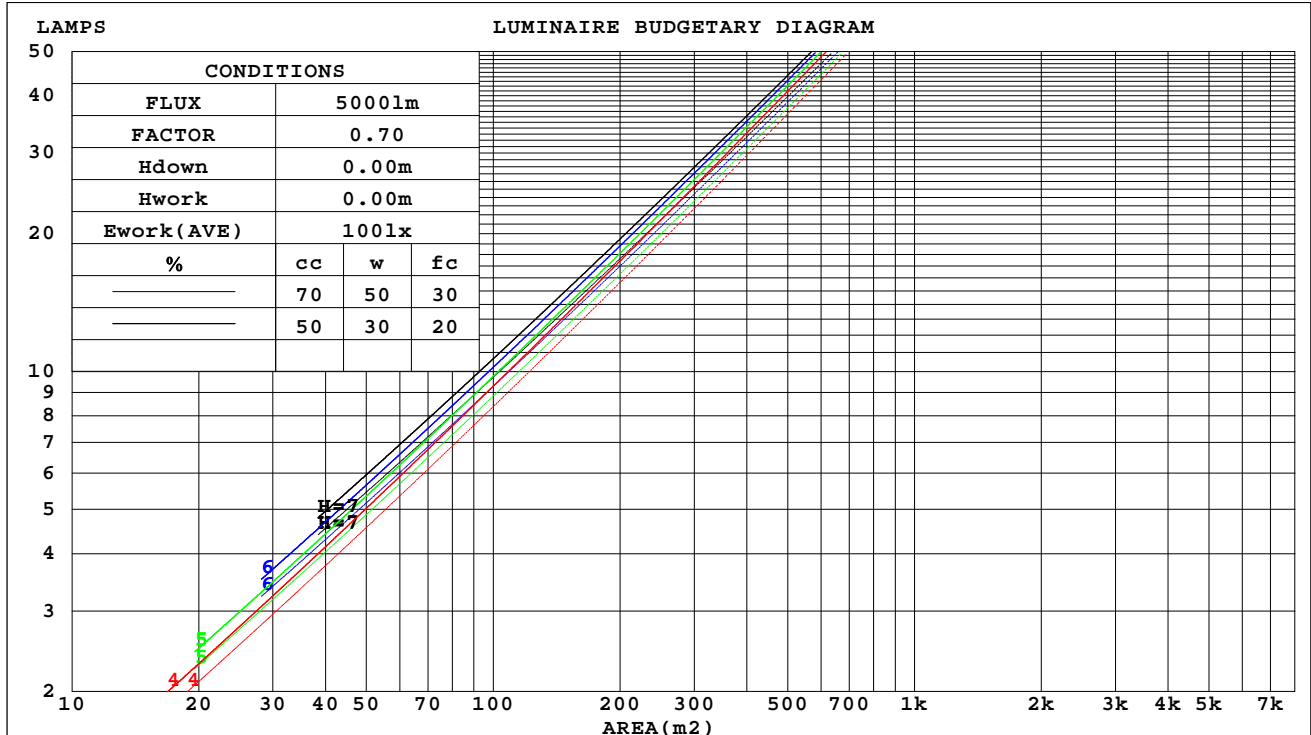
C Range: 0 - 360DEG
C Interval: 30.0DEG
Test Speed: HIGH
Temperature:25.3℃
Operators:zoe
Test Date:2023-6-9

Range: 0 - 180DEG
Interval: 1.0DEG
Test System:EVERFINE GO-SPEX500_V1 SYSTEM V2.00.461
Humidity:65.0%
Test Distance:3.160m [K=1.0000]
Remarks: LAMP:BXRE-30H1000-A-83 Ra:97
LENS: HLTJ00281 HL-52 15R+SG-004
DRIVER: RISE DRIVER 350mA
30minutes warm-up

CU AND LUMINAIRE BUDGETARY ESTIMATE DIAGRAM

Test:U:120.13V I:0.1138A P:13.475W PF:0.9840 Freq:59.98Hz Lamp Flux:1339.9x1 lm		
NAME: 2319.201Z-H3AM-350	TYPE:	WEIGHT:
SPEC.: 3000K	DIM.:	SERIAL No.: 2306090754
MFR.: RISE	SUR.: 0.002826m2	Shielding Angle:

cc	80%			70%			50%			30%			10%			0
w	50%	30%	10%	50%	30%	10%	50%	30%	10%	50%	30%	10%	50%	30%	10%	0
fc	20%			20%			20%			20%			20%			0
RCR	RCR:Room Cavity Ratio			Coefficients of Utilization(CU)												
0.0	.42	.42	.42	.41	.41	.41	.40	.40	.40	.38	.38	.38	.36	.36	.36	.36
1.0	.40	.39	.38	.39	.38	.38	.37	.37	.36	.36	.36	.35	.35	.35	.34	.34
2.0	.37	.36	.35	.37	.36	.35	.36	.35	.34	.35	.34	.33	.34	.33	.32	.32
3.0	.35	.34	.33	.35	.33	.32	.34	.33	.32	.33	.32	.31	.32	.32	.31	.30
4.0	.34	.32	.31	.33	.32	.30	.32	.31	.30	.32	.31	.30	.31	.30	.29	.29
5.0	.32	.30	.29	.32	.30	.29	.31	.30	.29	.31	.29	.28	.30	.29	.28	.28
6.0	.31	.29	.28	.30	.29	.28	.30	.28	.27	.29	.28	.27	.29	.28	.27	.27
7.0	.29	.28	.26	.29	.27	.26	.29	.27	.26	.28	.27	.26	.28	.27	.26	.25
8.0	.28	.27	.25	.28	.26	.25	.28	.26	.25	.27	.26	.25	.27	.26	.25	.25
9.0	.27	.26	.24	.27	.25	.24	.27	.25	.24	.26	.25	.24	.26	.25	.24	.24
10.0	.26	.25	.23	.26	.25	.23	.26	.24	.23	.26	.24	.23	.25	.24	.23	.23



C Range: 0 - 360DEG
C Interval: 30.0DEG
Test Speed: HIGH
Temperature:25.3℃
Operators:zoe
Test Date:2023-6-9

Range: 0 - 180DEG
Interval: 1.0DEG
Test System:EVERFINE GO-SPEX500_V1 SYSTEM V2.00.461
Humidity:65.0%
Test Distance:3.160m [K=1.0000]
Remarks: LAMP:BXRE-30H1000-A-83 Ra:97
LENS: HLTJ00281 HL-52 15R+SG-004
DRIVER: RISE DRIVER 350mA
30minutes warm-up

WEC AND CCEC

Test:U:120.13V I:0.1138A P:13.475W PF:0.9840 Freq:59.98Hz Lamp Flux:1339.9x1 lm		
NAME: 2319.201Z-H3AM-350	TYPE:	WEIGHT:
SPEC.: 3000K	DIM.:	SERIAL No.: 2306090754
MFR.: RISE	SUR.: 0.002826m2	Shielding Angle:

cc	80%			70%			50%			30%			10%			0
w	50%	30%	10%	50%	30%	10%	50%	30%	10%	50%	30%	10%	50%	30%	10%	0
fc	20%			20%			20%			20%			20%			0
RCR	RCR:Room Cavity Ratio						Wall Exitance Coefficients(WEC)									
0.0																
1.0	.058	.033	.010	.055	.032	.010	.051	.029	.009	.047	.027	.009	.043	.025	.008	
2.0	.054	.030	.009	.052	.029	.009	.048	.027	.008	.045	.025	.008	.042	.024	.007	
3.0	.050	.027	.008	.049	.026	.008	.046	.025	.008	.043	.023	.007	.040	.022	.007	
4.0	.047	.025	.007	.046	.024	.007	.043	.023	.007	.041	.022	.007	.038	.021	.006	
5.0	.044	.023	.007	.043	.022	.006	.041	.021	.006	.039	.020	.006	.037	.020	.006	
6.0	.042	.021	.006	.041	.021	.006	.039	.020	.006	.037	.019	.006	.035	.019	.006	
7.0	.040	.020	.006	.039	.019	.006	.037	.019	.005	.036	.018	.005	.034	.018	.005	
8.0	.038	.018	.005	.037	.018	.005	.036	.018	.005	.034	.017	.005	.033	.017	.005	
9.0	.036	.017	.005	.035	.017	.005	.034	.017	.005	.033	.016	.005	.031	.016	.005	
10.0	.034	.017	.005	.034	.016	.005	.033	.016	.004	.031	.016	.004	.030	.015	.004	

cc	80%			70%			50%			30%			10%			0	
w	50%	30%	10%	50%	30%	10%	50%	30%	10%	50%	30%	10%	50%	30%	10%	0	
fc	20%			20%			20%			20%			20%			0	
RCR	RCR:Room Cavity Ratio						Ceiling Cavity Exitance Coefficients(CCEC)										
0.0	.068	.068	.068	.058	.058	.058	.040	.040	.040	.023	.023	.023	.007	.007	.007		
1.0	.060	.056	.052	.052	.048	.045	.035	.033	.031	.020	.019	.018	.007	.006	.006		
2.0	.055	.047	.041	.047	.041	.035	.032	.028	.025	.018	.016	.014	.006	.005	.005		
3.0	.050	.040	.033	.043	.035	.029	.029	.024	.020	.017	.014	.012	.005	.005	.004		
4.0	.046	.035	.027	.039	.030	.023	.027	.021	.016	.016	.012	.010	.005	.004	.003		
5.0	.042	.031	.022	.036	.027	.019	.025	.019	.014	.014	.011	.008	.005	.004	.003		
6.0	.039	.027	.019	.034	.024	.016	.023	.017	.012	.013	.010	.007	.004	.003	.002		
7.0	.036	.024	.016	.031	.021	.014	.022	.015	.010	.013	.009	.006	.004	.003	.002		
8.0	.034	.022	.014	.029	.019	.012	.020	.013	.009	.012	.008	.005	.004	.003	.002		
9.0	.032	.020	.012	.028	.018	.010	.019	.012	.007	.011	.007	.004	.004	.002	.001		
10.0	.031	.019	.011	.026	.016	.009	.018	.011	.007	.011	.007	.004	.003	.002	.001		

C Range: 0 - 360DEG
C Interval: 30.0DEG
Test Speed: HIGH
Temperature:25.3℃
Operators:zoe
Test Date:2023-6-9

Range: 0 - 180DEG
Interval: 1.0DEG
Test System:EVERFINE GO-SPEX500_V1 SYSTEM V2.00.461
Humidity:65.0%
Test Distance:3.160m [K=1.0000]
Remarks: LAMP:BXRE-30H1000-A-83 Ra:97
LENS: HLTJ00281 HL-52 15R+SG-004
DRIVER: RISE DRIVER 350mA
30minutes warm-up

UGR(Unified Glare Rating) Table

Test:U:120.13V I:0.1138A P:13.475W PF:0.9840 Freq:59.98Hz Lamp Flux:1339.9x1 lm										
NAME: 2319.201Z-H3AM-350					TYPE:			WEIGHT:		
SPEC.: 3000K					DIM.:			SERIAL No.: 2306090754		
MFR.: RISE					SUR.: 0.002826m2			Shielding Angle:		
ceiling/cavity	0.7	0.7	0.5	0.5	0.3	0.7	0.7	0.5	0.5	0.3
walls	0.5	0.3	0.5	0.3	0.3	0.5	0.3	0.5	0.3	0.3
working plane	0.2	0.2	0.2	0.2	0.2	0.2	0.2	0.2	0.2	0.2
Room dimensions	Viewed crosswise					Viewed endwise				
x = 2H y = 2H	18.0	18.8	18.2	18.9	19.1	6.8	7.6	7.0	7.7	7.9
3H	19.1	19.8	19.4	20.0	20.2	7.8	8.5	8.0	8.7	8.9
4H	19.8	20.5	20.1	20.7	20.9	8.3	9.0	8.6	9.3	9.5
6H	20.8	21.4	21.1	21.7	21.9	8.8	9.5	9.1	9.7	9.9
8H	21.0	21.7	21.3	21.9	22.2	8.9	9.6	9.2	9.8	10.1
12H	21.1	21.7	21.5	22.0	22.3	9.0	9.6	9.3	9.9	10.2
4H 2H	17.8	18.5	18.1	18.7	18.9	7.6	8.3	7.8	8.5	8.7
3H	18.9	19.6	19.3	19.8	20.1	8.6	9.2	8.9	9.5	9.7
4H	19.7	20.3	20.0	20.6	20.9	9.2	9.8	9.6	10.1	10.4
6H	20.9	21.4	21.3	21.7	22.1	9.8	10.3	10.2	10.6	11.0
8H	21.2	21.7	21.6	22.0	22.4	10.0	10.4	10.4	10.8	11.2
12H	21.4	21.8	21.8	22.2	22.6	10.1	10.5	10.5	10.9	11.3
8H 4H	19.6	20.0	20.0	20.4	20.8	9.7	10.2	10.1	10.5	10.9
6H	20.8	21.2	21.2	21.6	22.0	10.4	10.7	10.8	11.1	11.5
8H	21.2	21.5	21.6	21.9	22.4	10.6	10.9	11.0	11.3	11.8
12H	21.4	21.7	21.8	22.1	22.6	10.7	11.0	11.2	11.4	11.9
12H 4H	19.5	20.0	19.9	20.3	20.7	9.9	10.3	10.3	10.7	11.0
6H	20.7	21.1	21.2	21.5	21.9	10.5	10.9	11.0	11.3	11.7
8H	21.1	21.4	21.6	21.9	22.3	10.8	11.1	11.2	11.5	12.0
Variations with the observer position at spacings(CIE Pub.117):										
S = 1.0H	+ 2.7 / - 1.1					+ 0.5 / - 0.5				
1.5H	+ 4.4 / - 1.8					+ 0.3 / - 0.3				
2.0H	+ 2.9 / - 1.5					+ 0.6 / - 0.7				

CIE Pub.117, 1340 lm Total Lamp Luminous Flux Correct (8log(F/F0) = 1.0)
Area: 0.002826 m2

C Range: 0 - 360DEG
C Interval: 30.0DEG
Test Speed: HIGH
Temperature:25.3℃
Operators:zoe
Test Date:2023-6-9

Range: 0 - 180DEG
Interval: 1.0DEG
Test System:EVERFINE GO-SPEX500_V1 SYSTEM V2.00.461
Humidity:65.0%
Test Distance:3.160m [K=1.0000]
Remarks: LAMP:BXRE-30H1000-A-83 Ra:97
LENS: HLTJ00281 HL-52 15R+SG-004
DRIVER: RISE DRIVER 350mA
30minutes warm-up

UTILIZATION FACTORS TABLE

Test:U:120.13V I:0.1138A P:13.475W PF:0.9840 Freq:59.98Hz Lamp Flux:1339.9x1 lm		
NAME: 2319.201Z-H3AM-350	TYPE:	WEIGHT:
SPEC.: 3000K	DIM.:	SERIAL No.: 2306090754
MFR.: RISE	SUR.: 0.002826m2	Shielding Angle:

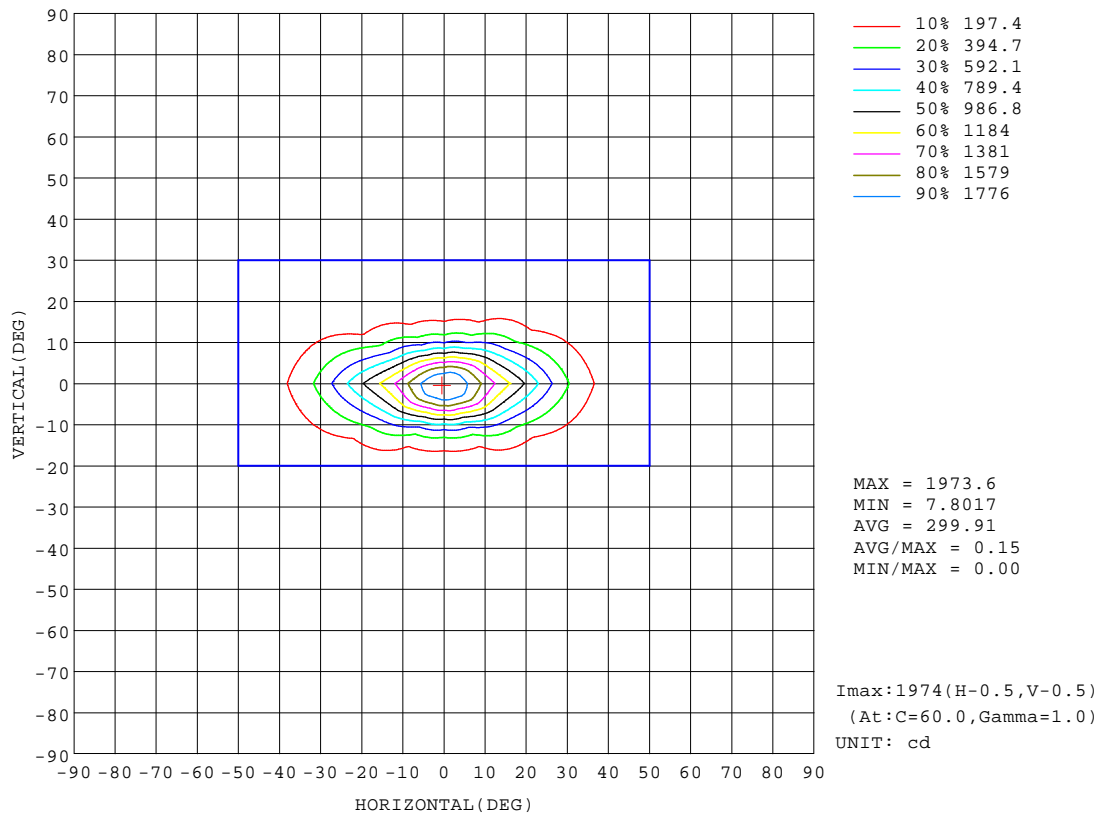
REFLECTANCE										
Ceiling	0.8	0.8	0.8	0.7	0.7	0.7	0.5	0.5	0.5	0
Walls	0.7	0.5	0.3	0.7	0.5	0.3	0.7	0.5	0.3	0
Working plane	0.2	0.2	0.2	0.2	0.2	0.2	0.2	0.2	0.2	0
ROOM INDEX	UTILIZATION FACTORS(PERCENT) $k(RI) \times RCR = 5$									
k = 0.60	31	29	27	31	29	27	30	28	27	26
0.80	34	31	30	33	31	30	33	31	30	29
1.00	35	33	32	35	33	32	34	33	31	30
1.25	36	35	33	36	34	33	35	34	33	31
1.50	37	36	34	37	35	34	36	35	34	32
2.00	38	37	36	38	37	35	37	36	35	33
2.50	39	38	37	38	37	36	37	36	36	33
3.00	40	38	37	39	38	37	38	37	36	34
4.00	40	39	39	40	39	38	38	38	37	35
5.00	41	40	39	40	39	39	39	38	38	35
ROOM INDEX	UF(total)									Direct
According to DIN EN 13032-2 2004			Suspended					SHRNOM = 1.25		

C Range: 0 - 360DEG
C Interval: 30.0DEG
Test Speed: HIGH
Temperature:25.3℃
Operators:zoe
Test Date:2023-6-9

Range: 0 - 180DEG
Interval: 1.0DEG
Test System:EVERFINE GO-SPEX500_V1 SYSTEM V2.00.461
Humidity:65.0%
Test Distance:3.160m [K=1.0000]
Remarks: LAMP:BXRE-30H1000-A-83 Ra:97
LENS: HLTJ00281 HL-52 15R+SG-004
DRIVER: RISE DRIVER 350mA
30minutes warm-up

ISOCANDELA DIAGRAM

Test:U:120.13V I:0.1138A P:13.475W PF:0.9840 Freq:59.98Hz Lamp Flux:1339.9x1 lm		
NAME: 2319.201Z-H3AM-350	TYPE:	WEIGHT:
SPEC.: 3000K	DIM.:	SERIAL No.: 2306090754
MFR.: RISE	SUR.: 0.002826m2	Shielding Angle:

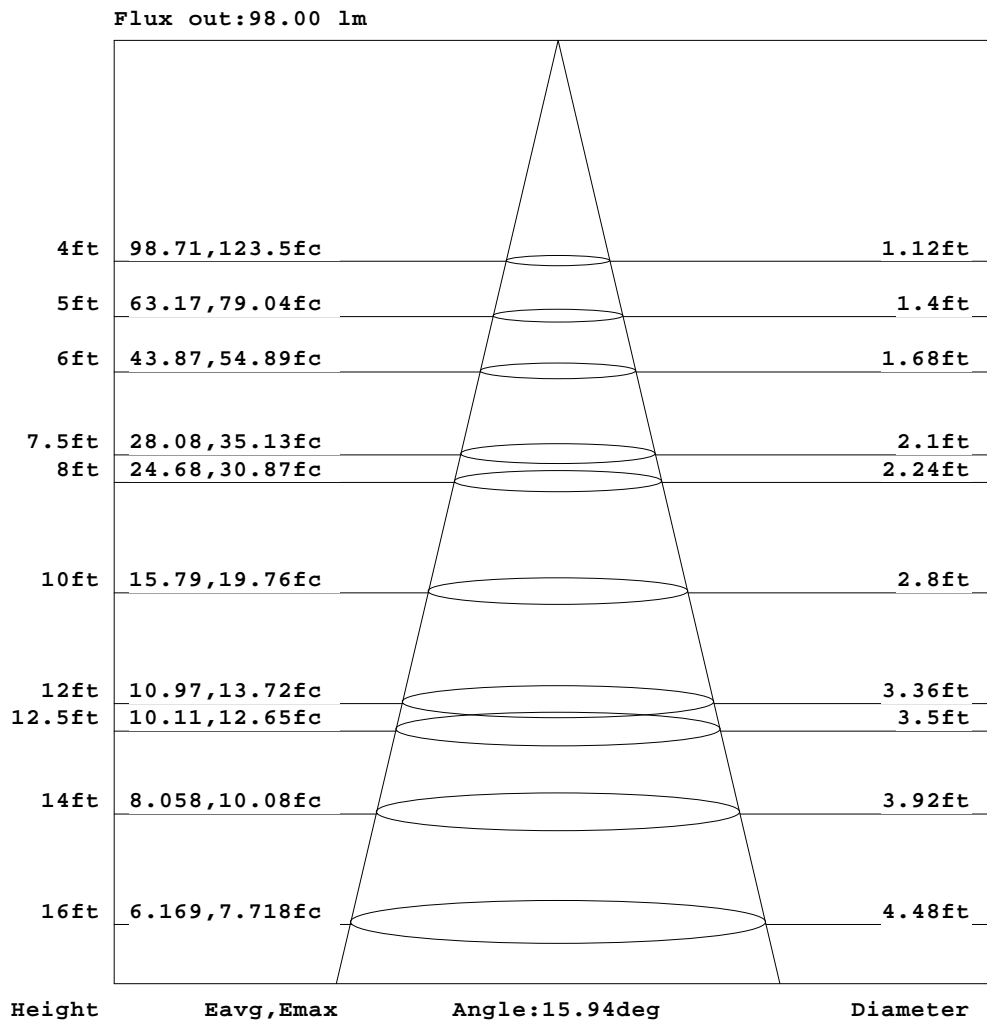


C Range: 0 - 360DEG
 C Interval: 30.0DEG
 Test Speed: HIGH
 Temperature: 25.3 °C
 Operators: zoe
 Test Date: 2023-6-9

Range: 0 - 180DEG
 Interval: 1.0DEG
 Test System: EVERFINE GO-SPEX500_V1 SYSTEM V2.00.461
 Humidity: 65.0%
 Test Distance: 3.160m [K=1.0000]
 Remarks: LAMP: BXRE-30H1000-A-83 Ra: 97
 LENS: HLTJ00281 HL-52 15R+SG-004
 DRIVER: RISE DRIVER 350mA
 30minutes warm-up

AAI Figure

Test:U:120.13V I:0.1138A P:13.475W PF:0.9840 Freq:59.98Hz Lamp Flux:1339.9x1 lm		
NAME: 2319.201Z-H3AM-350	TYPE:	WEIGHT:
SPEC.: 3000K	DIM.:	SERIAL No.: 2306090754
MFR.: RISE	SUR.: 0.002826m2	Shielding Angle:



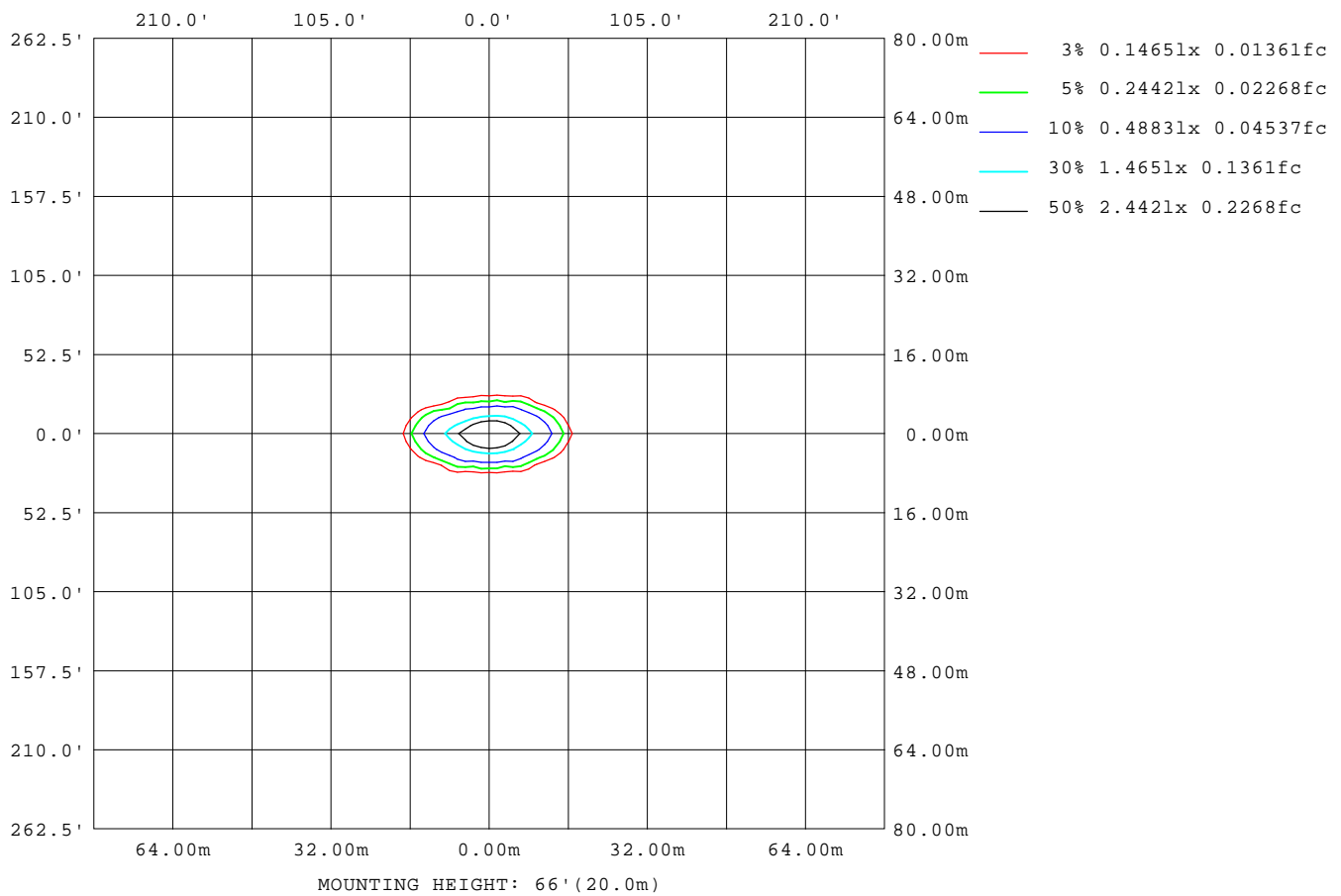
Note:The Curves indicate the illuminated area and the average illumination when the luminaire is at different distance.

C Range: 0 - 360DEG
C Interval: 30.0DEG
Test Speed: HIGH
Temperature:25.3℃
Operators:zoe
Test Date:2023-6-9

Range: 0 - 180DEG
Interval: 1.0DEG
Test System:EVERFINE GO-SPEX500_V1 SYSTEM V2.00.461
Humidity:65.0%
Test Distance:3.160m [K=1.0000]
Remarks: LAMP:BXRE-30H1000-A-83 Ra:97
LENS: HLTJ00281 HL-52 15R+SG-004
DRIVER: RISE DRIVER 350mA
30minutes warm-up

ISOLUX DIAGRAM

Test:U:120.13V I:0.1138A P:13.475W PF:0.9840 Freq:59.98Hz Lamp Flux:1339.9x1 lm		
NAME: 2319.201Z-H3AM-350	TYPE:	WEIGHT:
SPEC.: 3000K	DIM.:	SERIAL No.: 2306090754
MFR.: RISE	SUR.: 0.002826m2	Shielding Angle:



C Range: 0 - 360DEG
C Interval: 30.0DEG
Test Speed: HIGH
Temperature: 25.3 °C
Operators: zoe
Test Date: 2023-6-9

Range: 0 - 180DEG
Interval: 1.0DEG
Test System: EVERFINE GO-SPEX500_V1 SYSTEM V2.00.461
Humidity: 65.0%
Test Distance: 3.160m [K=1.0000]
Remarks: LAMP: BXRE-30H1000-A-83 Ra: 97
LENS: HLTJ00281 HL-52 15R+SG-004
DRIVER: RISE DRIVER 350mA
30minutes warm-up

LED Avg.L Report

Test:U:120.13V I:0.1138A P:13.475W PF:0.9840 Freq:59.98Hz Lamp Flux:1339.9x1 lm		
NAME: 2319.201Z-H3AM-350	TYPE:	WEIGHT:
SPEC.: 3000K	DIM.:	SERIAL No.: 2306090754
MFR.: RISE	SUR.: 0.002826m2	Shielding Angle:

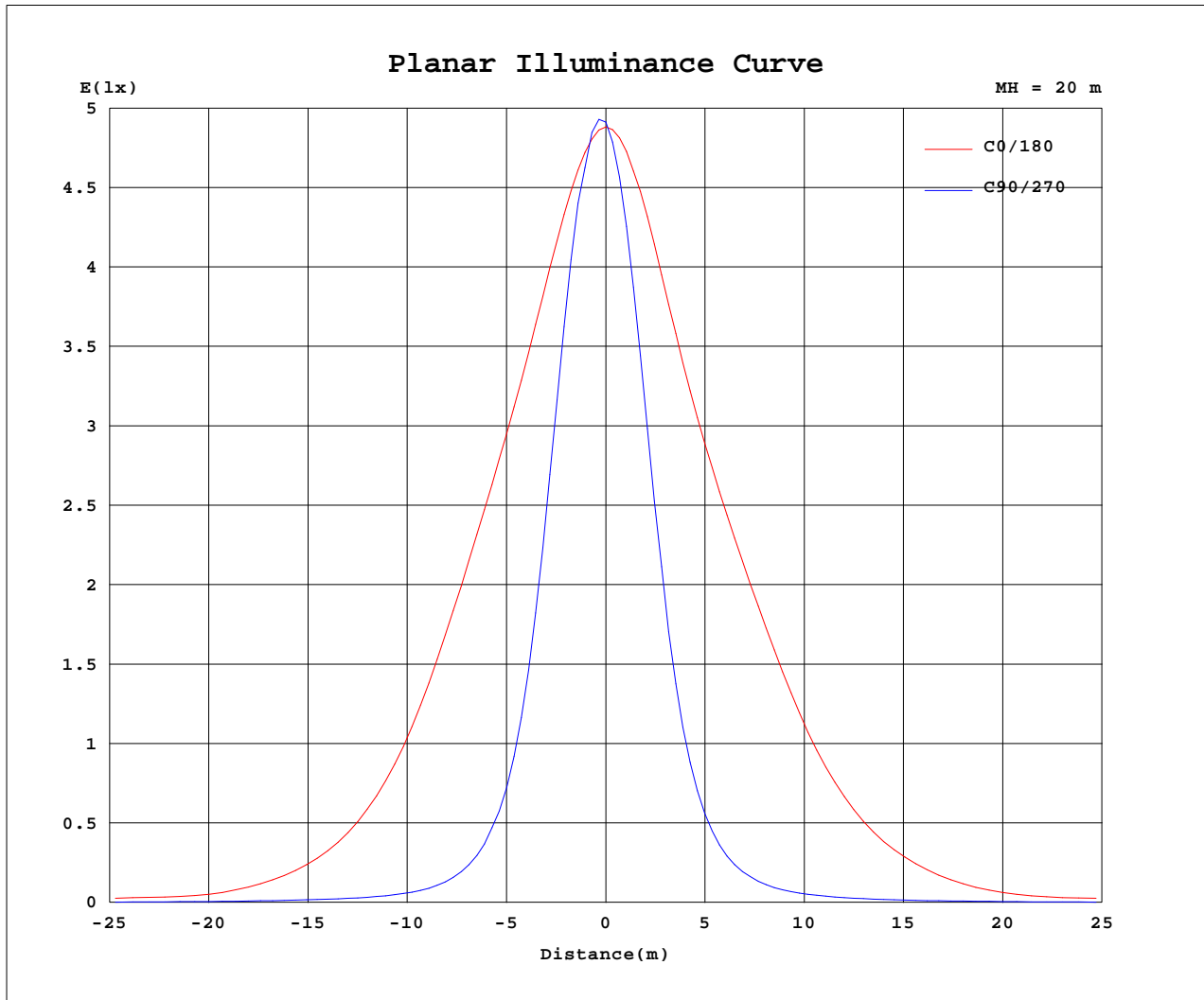
AvgL	cd/m2
L_0~180(65)av	16740
L_0~180(75)av	19289
L_0~180(85)av	11963
L_90~270(65)av	2326
L_90~270(75)av	2500
L_90~270(85)av	1532
L_45(65)av	1965
L_45(75)av	1615
L_45(85)av	1264

Standard: GB/T 29293-2012

C Range: 0 - 360DEG
C Interval: 30.0DEG
Test Speed: HIGH
Temperature:25.3℃
Operators:zoe
Test Date:2023-6-9

Range: 0 - 180DEG
Interval: 1.0DEG
Test System:EVERFINE GO-SPEX500_V1 SYSTEM V2.00.461
Humidity:65.0%
Test Distance:3.160m [K=1.0000]
Remarks: LAMP:BXRE-30H1000-A-83 Ra:97
LENS: HLTJ00281 HL-52 15R+SG-004
DRIVER: RISE DRIVER 350mA
30minutes warm-up

Planar Illuminance Curve



C Range: 0 - 360DEG
 C Interval: 30.0DEG
 Test Speed: HIGH
 Temperature: 25.3 °C
 Operators: zoe
 Test Date: 2023-6-9

Range: 0 - 180DEG
 Interval: 1.0DEG
 Test System: EVERFINE GO-SPEX500_V1 SYSTEM V2.00.461
 Humidity: 65.0%
 Test Distance: 3.160m [K=1.0000]
 Remarks: LAMP: BXRE-30H1000-A-83 Ra: 97
 LENS: HLTJ00281 HL-52 15R+SG-004
 DRIVER: RISE DRIVER 350mA
 30minutes warm-up

LUMINOUS DISTRIBUTION INTENSITY DATA

Test:U:120.13V I:0.1138A P:13.475W PF:0.9840 Freq:59.98Hz Lamp Flux:1339.9x1 lm		
NAME: 2319.201Z-H3AM-350	TYPE:	WEIGHT:
SPEC.: 3000K	DIM.:	SERIAL No.: 2306090754
MFR.: RISE	SUR.: 0.002826m2	Shielding Angle:

Table--1

UNIT: cd

C(DEG) (DEG)	0	30	60	90	120	150	180	210	240	270	300	330						
0	1964	1964	1964	1964	1964	1964	1964	1964	1964	1964	1964	1964						
5	1823	1825	1692	1637	1655	1784	1822	1639	1466	1392	1530	1708						
10	1533	1348	897	763	880	1290	1509	1074	686	577	759	1208						
15	1247	820	330	256	327	786	1222	591	257	200	290	730						
20	967	423	122	93.7	123	424	974	296	101	79.4	111	386						
25	671	197	51.7	41.6	52.3	212	714	144	45.4	37.3	49.5	188						
30	417	87.4	26.9	23.6	27.4	99.8	469	69.9	24.9	22.0	26.8	89.0						
35	239	41.5	17.1	15.5	17.4	48.3	282	35.4	16.0	14.6	17.2	42.7						
40	129	22.0	12.0	11.4	12.2	25.3	155	19.7	11.2	10.6	11.9	23.1						
45	59.8	13.1	8.98	8.57	9.06	14.4	72.9	11.7	8.37	7.96	8.70	13.2						
50	47.5	7.90	6.92	6.25	6.88	8.53	45.7	7.22	6.43	5.87	6.51	8.69						
55	24.2	7.73	5.11	4.54	4.95	7.70	27.8	6.68	4.76	4.26	4.64	8.56						
60	23.4	6.37	3.61	3.42	3.49	6.50	24.6	5.51	3.37	3.19	3.29	6.28						
65	20.2	4.40	2.58	2.86	2.49	4.43	19.8	3.87	2.36	2.70	2.42	4.22						
70	17.7	2.89	1.99	2.54	2.05	2.95	16.6	2.53	1.80	2.32	2.16	2.90						
75	13.6	2.35	1.67	1.94	1.59	2.32	14.6	1.96	1.41	1.72	1.66	2.47						
80	10.6	1.48	1.08	1.16	1.03	1.46	9.82	1.22	0.88	0.99	1.01	1.52						
85	2.96	0.59	0.43	0.42	0.40	0.59	2.94	0.43	0.32	0.33	0.37	0.56						
90	0.00	0.00	0.00	0.00	0.00	0.00	0.00	0.00	0.00	0.00	0.00	0.00						
95	0.00	0.00	0.00	0.00	0.00	0.00	0.00	0.00	0.00	0.00	0.00	0.00						
100	0.00	0.00	0.00	0.00	0.00	0.00	0.00	0.00	0.00	0.00	0.00	0.00						
105	0.00	0.00	0.00	0.00	0.00	0.00	0.00	0.00	0.00	0.00	0.00	0.00						
110	0.00	0.00	0.00	0.00	0.00	0.00	0.00	0.00	0.00	0.00	0.00	0.00						
115	0.00	0.00	0.00	0.00	0.00	0.00	0.00	0.00	0.00	0.00	0.00	0.00						
120	0.00	0.00	0.00	0.00	0.00	0.00	0.00	0.00	0.00	0.00	0.00	0.00						
125	0.00	0.00	0.00	0.00	0.00	0.00	0.00	0.00	0.00	0.00	0.00	0.00						
130	0.00	0.00	0.00	0.00	0.00	0.00	0.00	0.00	0.00	0.00	0.00	0.00						
135	0.00	0.00	0.00	0.00	0.00	0.00	0.00	0.00	0.00	0.00	0.00	0.00						
140	0.00	0.00	0.00	0.00	0.00	0.00	0.00	0.00	0.00	0.00	0.00	0.00						
145	0.00	0.00	0.00	0.00	0.00	0.00	0.00	0.00	0.00	0.00	0.00	0.00						
150	0.00	0.00	0.00	0.00	0.00	0.00	0.00	0.00	0.00	0.00	0.00	0.00						
155	0.00	0.00	0.00	0.00	0.00	0.00	0.00	0.00	0.00	0.00	0.00	0.00						
160	0.00	0.00	0.00	0.00	0.00	0.00	0.00	0.00	0.00	0.00	0.00	0.00						
165	0.00	0.00	0.00	0.00	0.00	0.00	0.00	0.00	0.00	0.00	0.00	0.00						
170	0.00	0.00	0.00	0.00	0.00	0.00	0.00	0.00	0.00	0.00	0.00	0.00						
175	0.00	0.00	0.00	0.00	0.00	0.00	0.00	0.00	0.00	0.00	0.00	0.00						
180	0.00	0.00	0.00	0.00	0.00	0.00	0.00	0.00	0.00	0.00	0.00	0.00						

C Range: 0 - 360DEG
C Interval: 30.0DEG
Test Speed: HIGH
Temperature:25.3℃
Operators:zoe
Test Date:2023-6-9

Range: 0 - 180DEG
Interval: 1.0DEG
Test System:EVERFINE GO-SPEX500_V1 SYSTEM V2.00.461
Humidity:65.0%
Test Distance:3.160m [K=1.0000]
Remarks: LAMP:BXRE-30H1000-A-83 Ra:97
LENS: HLTJ00281 HL-52 15R+SG-004
DRIVER: RISE DRIVER 350mA
30minutes warm-up